


The [3M Open Account Manager](#) is your website to manage and transfer all 3M Open digital tickets. This resource will help you provide a step by step on how to access and transfer your tickets. If you would like to see this process completed in real time, click [HERE](#) for a step-by-step video.

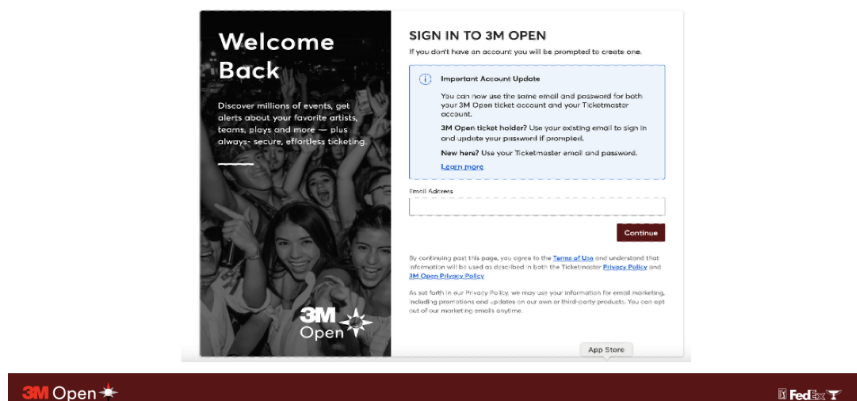
Once a ticket transfer is completed your guest will receive and email **From:** 3M Open <noreply@ticketmaster.com> with a **Subject:** You've Transferred 3M Open Tickets to 'Guest Name'



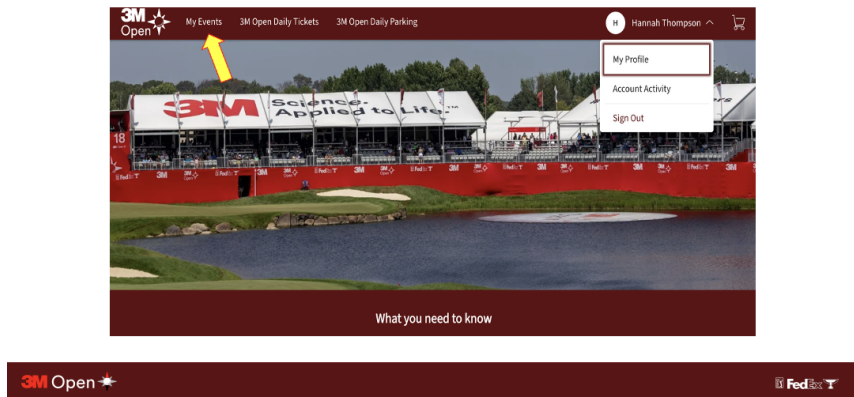
Step 1 – Click Sign In



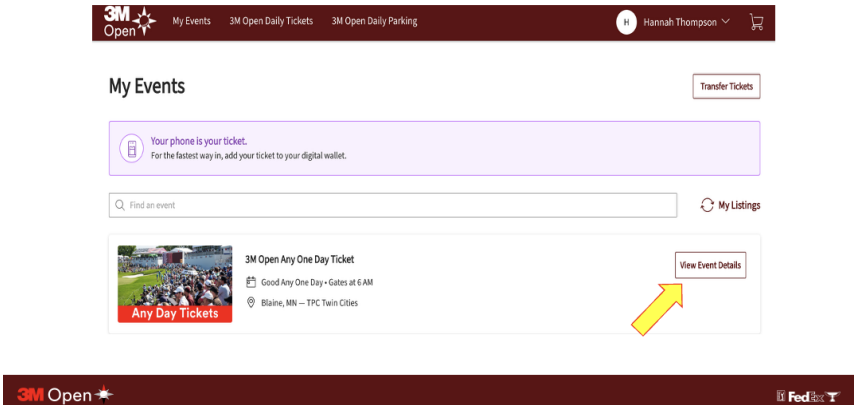
Step 2 – Sign In With Email



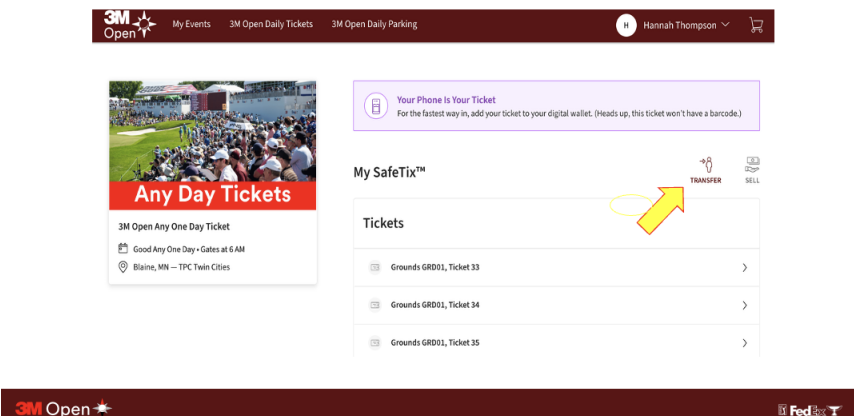
Step 3 – Click "My Events"



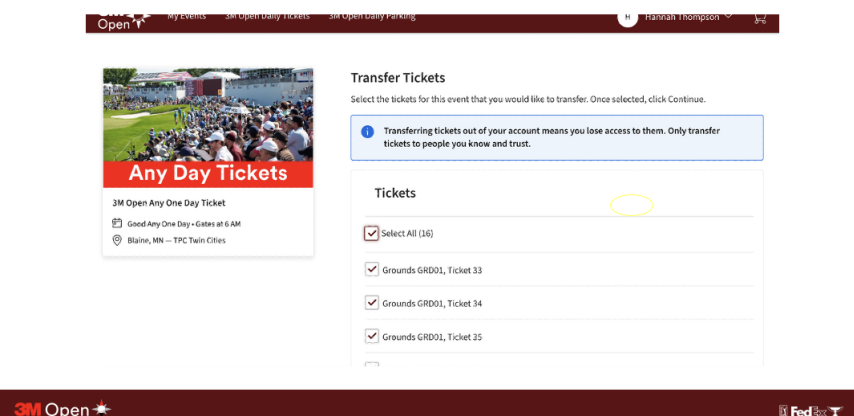
Step 4 – "Click View Event Details"




Step 5 – Click "Transfer"




Step 6 – Check the Ticket or Tickets to Transfer



Step 7 – Click "Add a New Recipient"


 My Events 3M Open Daily Tickets 3M Open Daily Parking

Hannah Thompson



3M Open Any One Day Ticket
Good Any One Day • Gates at SAM
Blaine, MN – TFC Twin Cities

TICKETS SELECTED FOR TRANSFER
Grounds GR001, Ticket 33



Transfer Tickets

Add a new recipient or select an existing recipient to transfer the selected tickets to. Once selected, click Transfer. To edit the tickets you are transferring, click EDIT.

Select Recipient

+

Add a New Recipient

Hannah Thompson

Hannah.thompson.1@gmail.edu

Message (Optional)

Cancel

Transfer

Step 8 – Confirmation Message

You're All Set!

You have transferred your tickets successfully!

Expiration Info:
Hannah Thompson has until Mon • Jul 28, 2025 • 08:00 PM to accept the transfer.
We'll let you know when Hannah accepts the tickets. If anything changes, though, you can easily cancel the transfer as long as the recipient hasn't accepted them yet.

Go Back to Manage Tickets

